

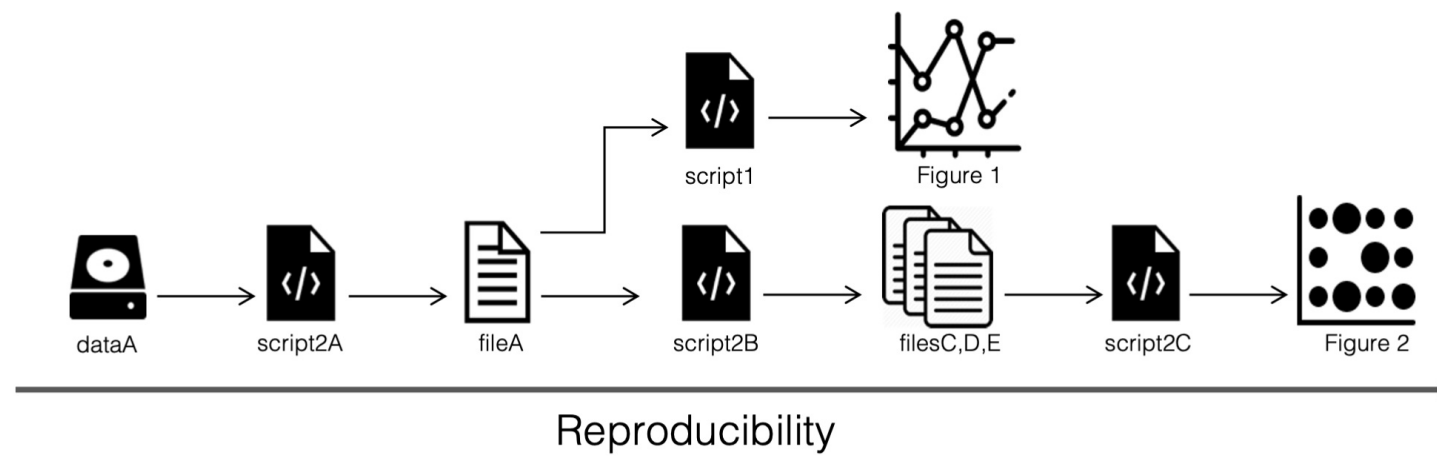
Making reproducible workflows with



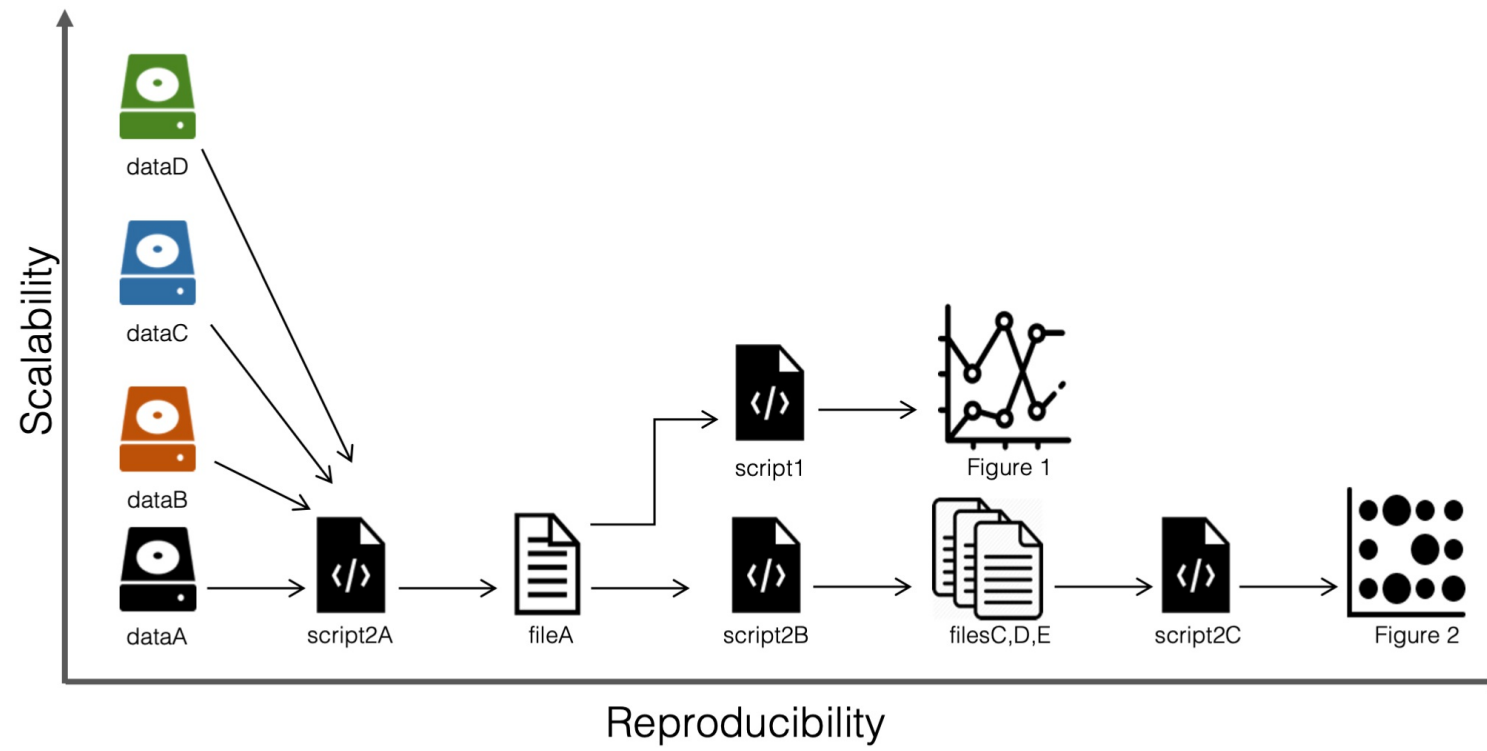
Snakemake workflows

- automatically track input/output file dependencies
- are built from **rules**
- are generalized with **wildcards**
- use a **Python-based** definition language
- easily scale from laptops to HPC clusters

Reproducible...



...and scalable workflows



Example: sequence trimming

Using a bash-script:

```
for sample in *.fastq
do
  id=$(echo ${sample} | sed 's/.fastq//')

  # 1. Trim fastq file
  seqtk trimfq -b 5 -e 10 $sample > ${id}.trimmed.fastq

  # 2. Compress fastq file
  gzip -c ${id}.trimmed.fastq > ${id}.trimmed.fastq.gz

  # 3. Remove intermediate files
  rm ${id}.trimmed.fastq
done
```

Example: sequence trimming

Using snakemake rules:

```
rule trim_fastq:  
  output: temp("{prefix}.trimmed.fastq")  
  input: "{prefix}.fastq"  
  shell:  
    "seqtk trimfq -b 5 -e 10 {input} > {output}"
```

```
rule gzip:  
  output: "{prefix}.trimmed.fastq.gz"  
  input: "{prefix}.trimmed.fastq"  
  shell:  
    "gzip -c {input} > {output}"
```

Example: sequence trimming

Using snakemake rules:

```
$ snakemake -c 1 {a,b}.trimmed.fastq.gz
```

Example: sequence trimming

Using snakemake rules:

```
$ snakemake -c 1 {a,b}.trimmed.fastq.gz
Provided cores: 1
Rules claiming more threads will be scaled down.
Job counts:
count  jobs
2      gzip
2      trim_fastq
4

rule trim_fastq:
  input: a.fastq
  output: a.trimmed.fastq
  wildcards: prefix=a
  1 of 4 steps (25%) done

rule gzip:
  input: a.trimmed.fastq
  output: a.trimmed.fastq.gz
  wildcards: prefix=a
  Removing temporary output file a.trimmed.fastq.
  2 of 4 steps (50%) done
```


Example: sequence trimming

Using snakemake rules:

```
$ snakemake -c 1 {a,b}.trimmed.fastq.gz
```

...

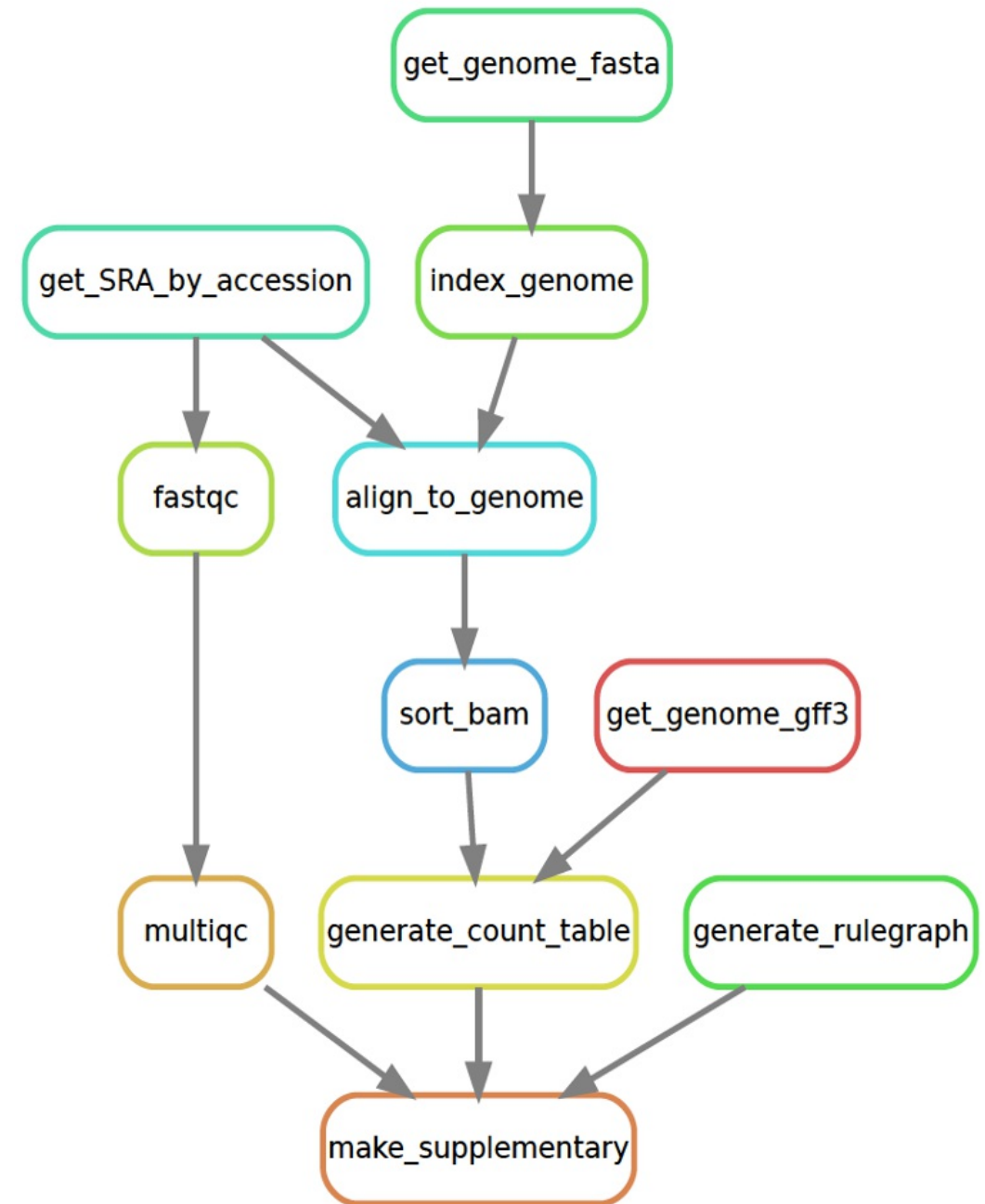
```
rule trim_fastq:
  input: b.fastq
  output: b.trimmed.fastq
  wildcards: prefix=b
3 of 4 steps (75%) done

rule gzip:
  input: b.trimmed.fastq
  output: b.trimmed.fastq.gz
  wildcards: prefix=b
Removing temporary output file b.trimmed.fastq.
4 of 4 steps (100%) done
```

Piecing the rules together

Snakemake figures out how rules can be pieced together to generate some requested output.

Here we ask for `supplementary.pdf`, which is an R Markdown report generated by the rule `make_supplementary`.



```
$ snakemake supplementary.pdf
```

Re-running the workflow

Here Snakemake detects that a file used in `align_to_genome` is newer than downstream files, so it reruns the necessary rules.



```
$ touch intermediate/NCTC8325.1.bt2  
$ snakemake supplementary.pdf
```

Anatomy of a Snakemake rule

```
rule trim_fastq:  
  output: temp("{prefix}.trimmed.fastq")  
  input: "{prefix}.fastq"  
  log: "logs/{prefix}.trim_fastq.log"
```

Anatomy of a Snakemake rule

```
rule trim_fastq:  
  output: temp("{prefix}.trimmed.fastq")  
  input: "{prefix}.fastq"  
  log: "logs/{prefix}.trim_fastq.log"  
  
  shell:  
    #####  
    seqtk trimfq -t 8 -b 5 -e 10 {input} > {output} \  
    2> {log}  
    #####
```

Anatomy of a Snakemake rule

```
rule trim_fastq:
  output: temp("{prefix}.trimmed.fastq")
  input: "{prefix}.fastq"
  log: "logs/{prefix}.trim_fastq.log"

  # rule settings
  params:
    leftTrim=5,
    rightTrim=10

  shell:
    """
    seqtk trimfq -t 8 -b {params.leftTrim} \
      -e {params.rightTrim} {input} > {output} \
      2> {log}
    """
```

Anatomy of a Snakemake rule

```
rule trim_fastq:
  output: temp("{prefix}.trimmed.fastq")
  input: "{prefix}.fastq"
  log: "logs/{prefix}.trim_fastq.log"

  # rule settings
  params:
    leftTrim=5,
    rightTrim=10

  # resources
  threads: 8
  resources: mem=64

  shell:
    """
    seqtk trimfq -t {threads} -b {params.leftTrim} \
      -e {params.rightTrim} {input} > {output} \
      2> {log}
    """
```

Anatomy of a Snakemake rule

```
rule trim_fastq:
  output: temp("{prefix}.trimmed.fastq")
  input: "{prefix}.fastq"
  log: "logs/{prefix}.trim_fastq.log"

  # rule settings
  params:
    leftTrim=5,
    rightTrim=10

  # resources
  threads: 8
  resources: mem=64

  # software management
  conda: "envs/seqtk.yaml"
  container: "docker://quay.io/biocontainers/seqtk"

  shell:
    """
    seqtk trimfq -t {threads} -b {params.leftTrim} \
      -e {params.rightTrim} {input} > {output} \
      2> {log}
    """
```


Snakemake commandline

```
# Generate the output of the first rule in Snakefile  
$ snakemake -s Snakefile
```

```
# Run the workflow in dry mode and print shell commands  
$ snakemake -n -p
```

```
# Execute the workflow with 8 cores  
$ snakemake --cores 8
```

```
# Specify a configuration file  
$ snakemake --configfile config.yaml
```

```
# Run rules with specific conda environments  
$ snakemake --use-conda
```

```
# Run rules with specific Singularity or Docker containers  
$ snakemake --use-singularity
```

Questions?